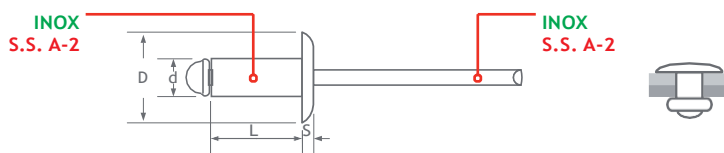

















Standard  
Standard

INOX / INOX - Testa Larga  
STAINLESS STEEL A-2 / STAINLESS STEEL A-2 - Large Head








d mm.	L mm.	Codice Code	 mm.	 mm.	D mm.	S mm.			
<b>3,2</b>	6	BR0143206	1,0 - 3,0	ø 3,3	9,5	1,4	2500	1900	7.500
	8	BR0143208	3,0 - 5,0						7.500
	10	BR0143210	5,0 - 7,0						7.000
	12	BR0143212	7,0 - 9,0						5.500
	14	BR0143214	9,0 - 11,0						5.500

d mm.	L mm.	Codice Code	 mm.	 mm.	D mm.	S mm.			
<b>4,0</b>	6	BR0143806	1,0 - 2,5	ø 4,1	12,0	1,5	3500	2700	4.500
	8	BR0143808	2,5 - 4,5						4.500
	10	BR0143810	4,5 - 6,5						3.500
	13	BR0143813	6,5 - 9,0						3.500
	16	BR0143816	9,5 - 12,0						3.000

d mm.	L mm.	Codice Code	 mm.	 mm.	D mm.	S mm.			
<b>4,8</b>	8	BR0144808	2,5 - 4,0	ø 4,9	14,0	1,6	5000	4000	2.500
	10	BR0144810	4,0 - 6,0						2.500
	12	BR0144812	6,0 - 8,0						2.500
	14	BR0144814	8,0 - 9,5						2.500
	16	BR0144816	9,5 - 11,0						2.500
	20	BR0144820	11,0 - 15,0						2.000
	25	BR0144825	15,0 - 20,0						2.000

INOX / INOX - Testa Extra Larga  
STAINLESS STEEL A-2 / STAINLESS STEEL A-2 - Extra Large Head

d mm.	L mm.	Codice Code	 mm.	 mm.	D mm.	S mm.			
<b>4,8</b>	10,5	BR01450105	4,5 - 6,5	ø 4,9	16,0	1,8	5000	4000	2.500
	13,5	BR01450135	7,5 - 9,5						2.500
	17,2	BR01450172	9,0 - 12,0						2.000
	20,5	BR01450205	13,5 - 15,5						2.000
	23,5	BR01450235	15,5 - 18,5						2.000